





















D02 The Adequan/FEI NAYC - Juniors Individual





















OFFICIAL RESULT























Print





Starting Order (260.60 kB)

Results (266.63 kB)

1.	005	Happy Texas Moonlight	Annelise Klepper	USA 	242.5	243.5	245	240	243.5	1214.5 Points	
12y. / G / OLDBG / Happy Diamond / Top of Class / Shannon Klepper					Region 2	71.324%	71.618%	72.059%	70.5885	71.618%	71.441%
						1.	2.	2.	2.	1.	
2.	018	Chanel	Dennesy Rogers	USA 	237	239.5	238	238.5	240.5	1193.5 Points	
bay / 14y. / M / Blue Horse Romance / Gribaldi / Dorriah Rogers					Region 7	69.706%	70.441%	70.000%	70.1475	70.735%	70.206%
						2.	4.	3.	3.	3.	
3.	009	Dali de la Ferme Rose	Isabelle Braden	USA 	233.5	248	237.5	245.5	228	1192.5 Points	
bay / 10y. / G / HANN / Dancier / Silvio I / Chris Braden, Erin Braden					Region 3	68.676%	72.941%	69.853%	72.2065	67.059%	70.147%
						5.	1.	4.	1.	7.	
4.	017	Fiderprinz	Jori Dupell	USA 	230	241.5	247	228.5	242	1189 Points	
bay / 10y. / G / OLDBG / Fidertanz 2 / Prinz Oldenburg / Jori Dupell					Region 6	67.647%	71.029%	72.647%	67.2065	71.176%	69.941%
						6.	3.	1.	8.	2.	
5.	001	Dafoe	Allison Nemeth	USA 	236	236.5	233	238	233.5	1177 Points	
dbay / 16y. / G / HANN / De Niro / Walt Disney / Allison Nemeth					Region 1	69.412%	69.559%	68.529%	70.0005	68.676%	69.235%
						3.	6.	5.	4.	4.	
6.	014	Campari	Nicolas Beck	USA 	236	238	229	236.5	232.5	1172 Points	
chest / 12y. / G / KWPN / Vic / Mytens XX / Nicolas Beck					Region 4	69.412%	70.000%	67.353%	69.5595	68.382%	68.941%
						3.	5.	7.	5.	5.	
7.	013	Delfiano	Hannah Thiher	USA 	226	235.5	226	225	228.5	1141 Points	
bay / 16y. / G / Del Piero / Terri Thiher					Region 4	66.471%	69.265%	66.471%	66.1765	67.206%	67.118%
						9.	7.	9.	10.	6.	
8.	010	Heros	Camille Molten	USA 	224	227	231.5	230.5	222	1135 Points	
15y. / M / DWB / Blue Hors Hertug / Lucky Light / Camille Molten					Region 3	65.882%	66.765%	68.088%	67.7945	65.294%	66.765%
						10.	9.	6.	6.	11.	
9.	024	Dazzle	Skye Simpson	USA 	223	227	222	223	221.5	1116.5 Points	
bay / 7y. / G / OLDBG / Danone I / Londonderry / Skye Simpson					Region 9	65.588%	66.765%	65.294%	65.5885	65.147%	65.676%
						12.	9.	11.	13.	13.	
10.	032	Winniepuuh	Ariel Boesener	CAN 	226.5	215.5	227	219.5	226.5	1115 Points	
chest / 16y. / G / HANN / Weltmeyer /					NS	66.618%	63.382%	66.765%	64.5595	66.618%	65.588%

					8.	18.	8.	15.	9.		
11.	016	Zeestar Texel	Maggie Elsbernd	USA 	220.5	235	218.5	224.5	216	1114,5 Points	
		black / 15y. / G / KWPN / Ferro / Nabuur / Maggie Elsbernd		Region 4	64.853%	69.118%	64.265%	66.0295	63.529%	65.559%	
					13.	8.	15.	11.	17.		
11.	036	Forget-Me- Not	Kathryn Robinson	CAN 	228.3	215.8	221.3	229.8	219.3	1114,5 Points	
		dbay / 9y. / M / KWPN / Valdez / Ferro / Carol Robinson		AB	67.147%	63.471%	65.088%	67.5885	64.500%	65.559%	
					7.	17.	12.	7.	14.		
13.	011	Rugby S	Nicholas Bryan	USA 	218	218	224	221.5	227	1108,5 Points	
		bay / 17y. / G / HANN / Riccione / Matcho Aa / Pamela Schneider		Region 3	64.118%	64.118%	65.882%	65.1475	66.765%	65.206%	
					15.	15.	10.	14.	8.		
14.	027	Wrazzmatazz	Anna Swackhammer	CAN 	216	224.5	220	218.5	222	1101 Points	
		bay / 16y. / G / Jazz / Darwin / Melissa Sinclair		ON	63.529%	66.029%	64.706%	64.2655	65.294%	64.765%	
					18.	11.	13.	16.	11.		
15.	002	Ritter Benno	Abby Fodor	USA 	224	217	216	217	218.5	1092,5 Points	
		bay / 18y. / G / WESTF / Rolls Royce / Weinberg / Marie Fodor		Region 1	65.882%	63.824%	63.529%	63.8245	64.265%	64.265%	
					10.	16.	20.	18.	15.		
15.	025	Castillier	Gage Miles	USA 	218.5	209.5	218	223.5	223	1092,5 Points	
		black / 17y. / M / HANN / Charon / Rubinstein I / Michele Miles		Region 9	64.265%	61.618%	64.118%	65.7355	65.588%	64.265%	
					14.	25.	16.	12.	10.		
17.	020	Cramique Kerguelen	Tessa Holloran	USA 	217.5	223.5	217	214.5	218	1090,5 Points	
		black / 7y. / G / Soliman / Rubinstein I / Vincent Flores		Region 8	63.971%	65.735%	63.824%	63.0885	64.118%	64.147%	
					16.	12.	18.	21.	16.		
18.	006	Felissirana	Missy McGinn	USA 	216.8	222.8	219.3	217.3	213.3	1089,5 Points	
		chest / 9y. / M / KWPN / Belissimo M / Prestige VDL / Alise Carrico		Region 2	63.765%	65.529%	64.500%	63.9125	62.735%	64.088%	
					17.	13.	14.	17.	18.		
19.	015	Superman	Averi Allen	USA 	209.5	209	216.5	226.5	209.5	1071 Points	
		chest / 6y. / G / HANN / Scolari / Matcho Aa / Jonni Allen		Region 4	61.618%	61.471%	63.676%	66.6185	61.618%	63.000%	
					23.	27.	19.	9.	22.		
20.	028	Cluseau	Kiara Williams- Brown	CAN 	215	209.5	213.5	215.5	212	1065,5 Points	
		bay / 14y. / G / Concetto / Calido / Simone Williams		ON	63.235%	61.618%	62.794%	63.3825	62.353%	62.676%	
					20.	25.	22.	20.	20.		
21.	019	Bambolero	Mary Goodrich	USA	208.5	211	217.5	217	207.5	1061,5 Points	

											
		bay / 9y. / G / OLDBG / Bordeaux / Rosier / Mary Goodrich	Region 8	61.324%	62.059%	63.971%	63.8245	61.029%	62.441%		
				24.	24.	17.	18.	24.			
22.	035	World Lady	Lily-Rose Lemaire	CAN 	204	215	214	213	212.5	1058.5 Points	
		chest / 19y. / M / HANN / World Cup I / Lynda Tétreault	QB	60.000%	63.235%	62.941%	62.6475	62.500%	62.265%		
				28.	20.	21.	25.	19.			
22.	029	Linden Ein	Logan Iwanoff	CAN 	216	213	211	213.5	205	1058.5 Points	
		bay / 15y. / G / HANN / Lux / Wendekreis / Margaret & Simone Williams	ON	63.529%	62.647%	62.059%	62.7945	60.294%	62.265%		
				18.	23.	24.	23.	26.			
24.	033	Furst Rubilo	Chloe Vandenplas	CAN 	213	218.5	207.5	210	208.5	1057.5 Points	
		bay / 14y. / G / Furst Heinrich / Rubiloh / Bethanne Murphy	QB	62.647%	64.265%	61.029%	61.7655	61.324%	62.206%		
				21.	14.	27.	27.	23.			
25.	026	Sandroletto	Sydney Lipar	USA 	211	214.5	213.5	211.5	202	1052.5 Points	
		black / 14y. / G / Sandro Hit / Roulette / Melany Lipar	Region 9	62.059%	63.088%	62.794%	62.2065	59.412%	61.912%		
				22.	22.	22.	26.	28.			
26.	003	Ugo JV	Emma Teff	USA 	205	215.5	209.5	214.5	205	1049.5 Points	
		grey / 8y. / G / Leviton / Jaleoso II / Lee Burton	Region 1	60.294%	63.382%	61.618%	63.0885	60.294%	61.735%		
				27.	18.	25.	21.	26.			
27.	023	De Nouvelle Vie	Emma Claire Stephens	USA 	207.5	207.5	203	206.5	210.5	1035 Points	
		chest / 11y. / G / Emma Claire Stephens	Region 9	61.029%	61.029%	59.706%	60.7355	61.912%	60.882%		
				26.	28.	28.	28.	21.			
28.	012	Far Niente	Kaylyn Minnis	USA 	208	215	209	206	196	1034 Points	
		bay / 17y. / G / OLDBG / Fürst Heinrich / Corlando / Denise Perrotta	Region 3	61.176%	63.235%	61.471%	60.5885	57.647%	60.824%		
				25.	20.	26.	29.	30.			
29.	021	Dievittorio O	Rose Keller	USA 	195.5	198.5	202	213.5	202	1011.5 Points	
		chest / 11y. / G / KWPN / Vittorio / Gentleman / Jennifer Keller, Rose Keller	Region 8	57.500%	58.382%	59.412%	62.7945	59.412%	59.500%		
				31.	30.	29.	23.	28.			
30.	022	Zaino	Anna Kjems	USA 	202.5	201.5	196	203	207	1010 Points	
		10y. / G / DWB / Zardin Firfod / Blue Hors Don Schufro / Anna Kjems	Region 8	59.559%	59.265%	57.647%	59.7065	60.882%	59.412%		
				29.	29.	30.	30.	25.			
31.	008	E-Ros	Maggie Tiffit	USA 	192	192.5	193	198	187.5	963 Points	
		bay / 10y. / G / KWPN / Johnson / Weltmeyer / Maggie Tiffit	Region 2	56.471%	56.618%	56.765%	58.2355	55.147%	56.647%		
				32.	31.	31.	31.	31.			

32.	034	Sam by Guert	Marilie Roy	CAN 	196	189.5	184.5	190	183	943 Points	
bay / 8y. / G / NRPS / Spielberg / Ferro / Nicolas Guertin					QB	57.647%	55.735%	54.265%	55.8825	53.824%	55.471%
						30.	32.	32.	32.	32.	
33.	007	Zinca	Katie Teehan	USA 							eliminated Points
bay / 15y. / M / Kennedy / Freestyle / Katie Teehan					Region 2						
33.	004	Romulus	Tori Belles	USA 							eliminated Points
bay / 10y. / G / Blue Hors Hotline / Blue Hors Romancier / Tori Belles					Region 1						

Data of competition:

Judges:	E: Lee Tubman (CAN)	Total prize money:	USD
	H: Susan Hoevenaars (AUS)		
	C: Leif Toernblad (DEN)		
	M: William Warren (USA)		
	B: Cesar Torrente (COL)		